

**RETURNING TO SUNDAY  
MORNING WORSHIP AT  
CHURCH**

**PLEASE READ THESE GUIDELINES CAREFULLY  
AND FOLLOW THEM ON A SUNDAY MORNING.**

**THEY ARE THERE TO KEEP YOU AS SAFE AND  
PROTECTED AS POSSIBLE FROM THE COVID-19  
VIRUS.**

**IF YOU ARE:**

**SHIELDING,**

**VULNERABLE OR**

**OVER THE AGE OF 70**

**We strongly urge you NOT to attend church for your own safety. Please join us online for the live-streamed service.**

**If you are in one of these groups and you do decide to attend, you do so at your own risk. We will, however, promise to do our utmost to protect you and keep you safe from the Covid-19 virus.**

**IF YOU HAVE BEEN ADVISED TO SELF-ISOLATE, OR YOU HAVE ANY OF THE COVID-19 SYMPTOMS, SUCH AS A NEW CONTINUOUS COUGH, A HIGH TEMPERATURE, OR A LOSS OF, OR CHANGE IN, YOUR NORMAL SENSE OF TASTE OR SMELL, DO NOT ATTEND.**

**PLEASE STAY AT HOME AND JOIN OUR SERVICE ONLINE.**

## CHILDREN

**CHILDREN ARE MORE THAN WELCOME TO COME TO OUR SUNDAY MORNING SERVICES. TO KEEP THEM SAFE AT ALL TIMES, WE WOULD ASK THAT PARENTS/GUARDIANS STICK TO THE FOLLOWING INSTRUCTIONS:**

- CLOSELY SUPERVISE THE CHILDREN IN YOUR CARE AND MAKE SURE THEY STAY WITH YOU THROUGHOUT THEIR TIME WITH US ON A SUNDAY MORNING.**
- SUPERVISE THEM WHEN THEY USE THE HAND SANITIZER ENSURING THAT ALL PARTS OF THEIR HANDS ARE COVERED.**
- MAKE SURE THAT AFTER USING THE TOILET, THEY WASH THEIR HANDS THOROUGHLY FOR 20 SECONDS USING SOAP AND RUNNING WATER AND THAT THEY DRY THEIR HANDS THOROUGHLY TOO.**

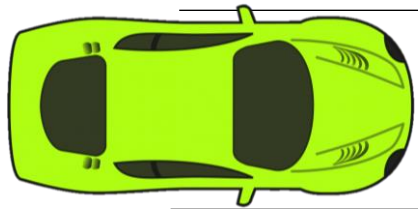
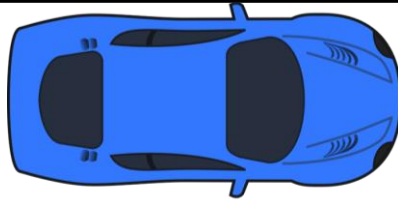
**UNFORTUNATELY, WE ARE NOT ABLE TO LET YOUR CHILDREN USE ANY TOYS OR SOFT FURNISHINGS THAT BELONG TO THE CHURCH. NOR WILL THEY BE ABLE TO USE THE QUIET ROOM OR THE BACK AND MIDDLE HALLS AS THESE WILL BE CLOSED THROUGHOUT THE MORNING.**

**PLEASE BRING YOUR OWN BREAD AND  
NON-ALCOHOLIC COMMUNION WINE,  
OR SUBSTITUTES.**

**We cannot safely provide them for you  
at this time.**

**If you are driving to church**

**BACK HALL**




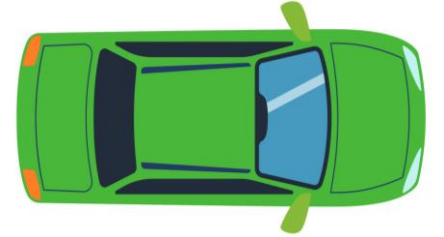
**ENTRANCE TO  
CAR PARK**

**CAR PARK**

**PARKING**

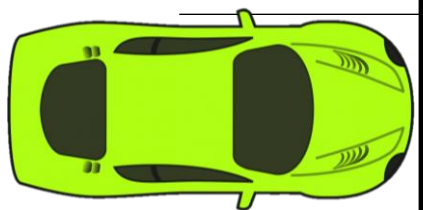
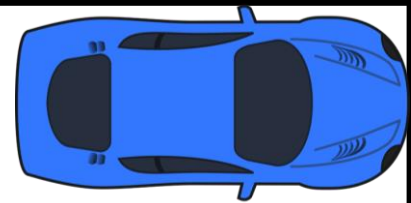
- Use over-ground car parks only.
- Where possible, leave 1 space between each car to maintain distancing.

**PORTACABIN**



**In the car park**

**BACK HALL**



**ENTRANCE TO  
CAR PARK**





**QUEUE TO THE SIDE GATE**



**We are operating A ONE-WAY SYSTEM that starts OUTSIDE the church. When you leave your car, please join the queue and keep a safe 2 metre distance from other people and family bubbles.**

**PORTACABIN**



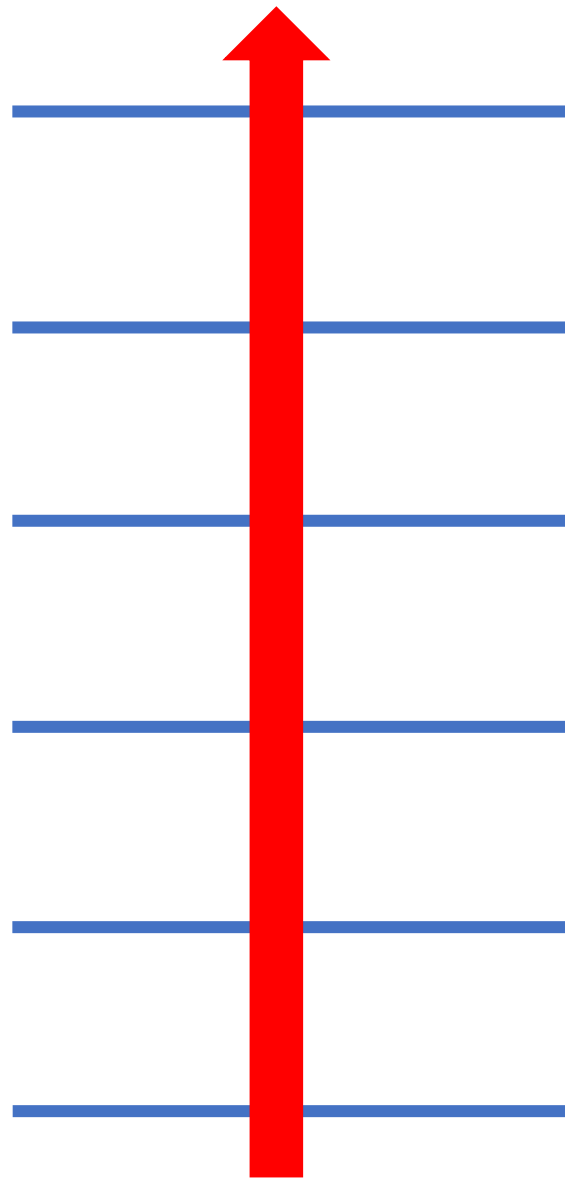


**Follow the one-way system**

ENTRANCE TO THE MIDDLE OF THE BUILDING

ENTRANCE TO THE BACK OF THE BUILDING

**THE SIDE GATE**



**Just like at the supermarket, please queue round the side of the church building and through the side gate which will be kept open.**

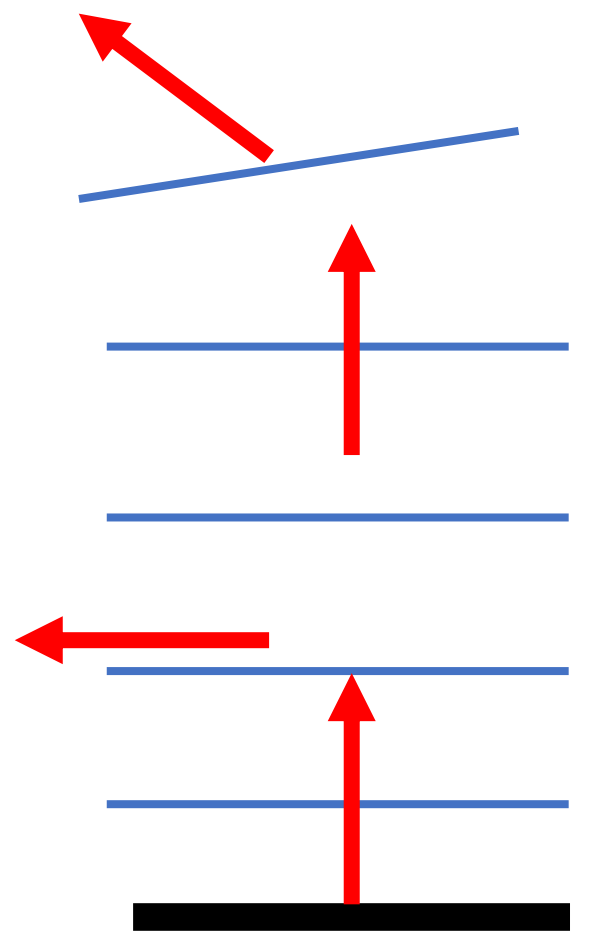
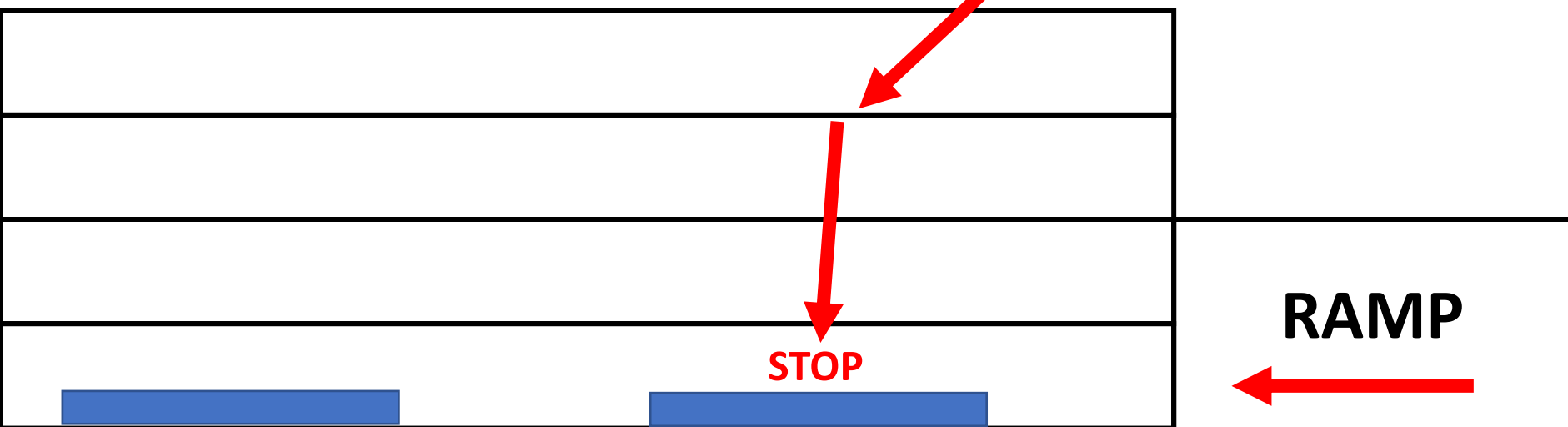
**DO NOT at any point attempt to enter the building via the back and middle doors.**

2m

**Entering the front of the church from the car park**

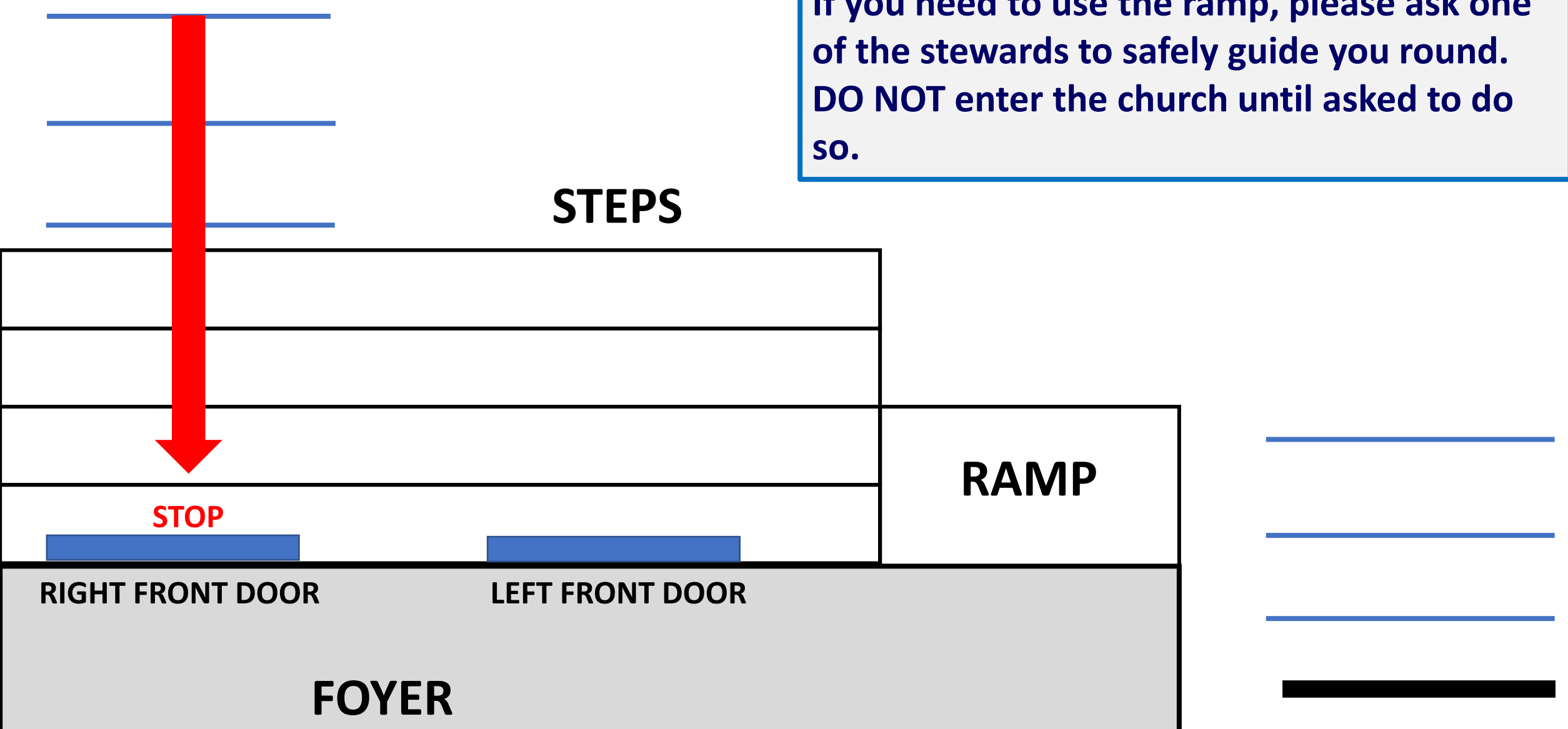
**Keeping a 2 metre distance from other people and family bubbles, queue up the steps on the left hand side.  
DO NOT enter the church until asked to do so.**

**STEPS**



**Entering the front of the church from the road**

**Keeping a 2 metre distance from other people and family bubbles, queue up the steps on the right hand side.  
If you need to use the ramp, please ask one of the stewards to safely guide you round.  
DO NOT enter the church until asked to do so.**



# Entering through the front doors

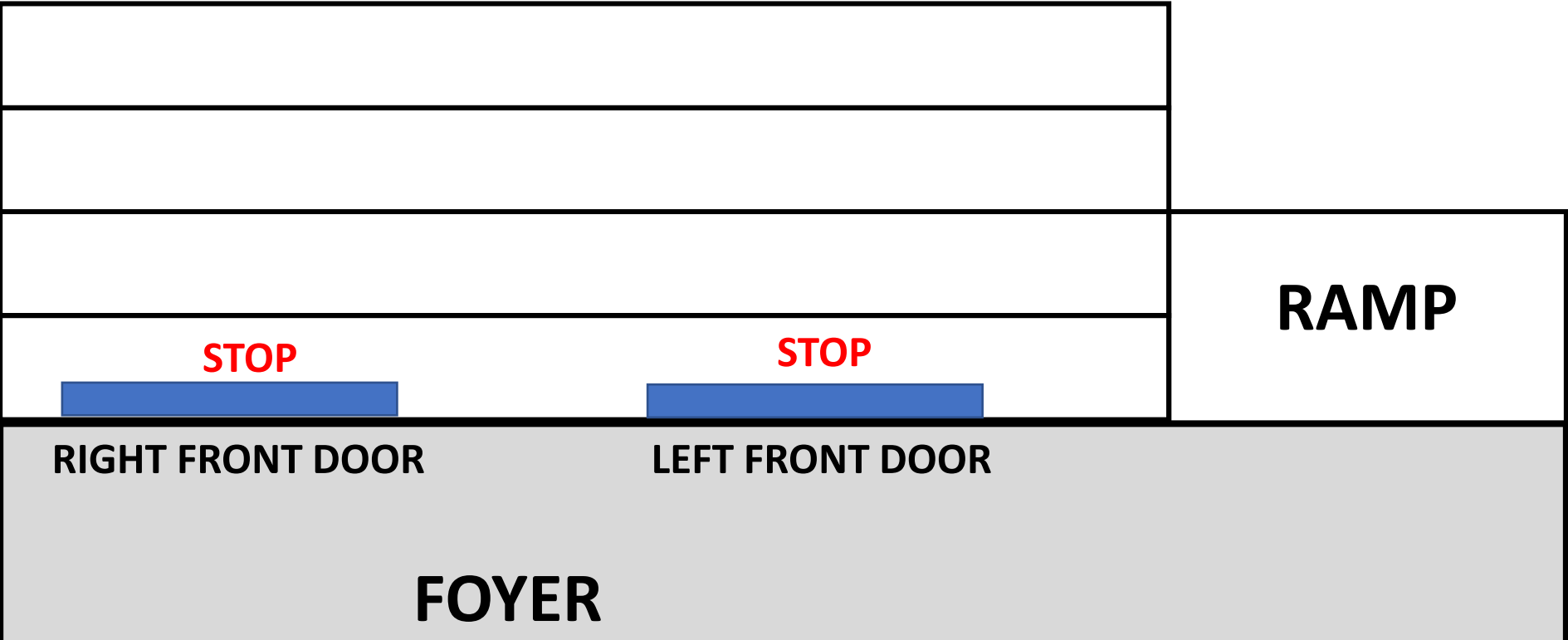
---

---

---

**WAIT** at the front door until the door steward has taken your name and contact details. This will assist the NHS Test & Trace service. Your details will only be kept for 21 days from that date (if you have Covid-19 symptoms after 21 days, the source will not be from anyone in that particular service).

## STEPS



---

---

---

---

---

DOOR

DOOR

C  
H  
A  
I  
R  
S

Hand Sanitizer

Hand Sanitizer

STOP

DOOR

STOP

DOOR

Come in and use  
the hand sanitizer

Once you have been invited into the foyer,  
please use the hand sanitizers provided and  
follow the hand hygiene instructions.

SANCTUARY

DOOR

DOOR

Entering the  
sanctuary

C  
H  
A  
I  
R  
S

Hand Sanitizer

Hand Sanitizer

DOOR

DOOR

When you have finished cleaning your  
hands, you will be invited into the sanctuary.

SANCTUARY

**DOOR**

**DOOR**

**MEDIA DESK**

**Making sure you keep a 2  
metre distance, fill the seats  
from the front of the church.  
You can sit together in your  
family bubbles.  
KEEP TO THE ONE WAY SYSTEM.  
DO NOT TURN BACK AT ANY  
POINT.**

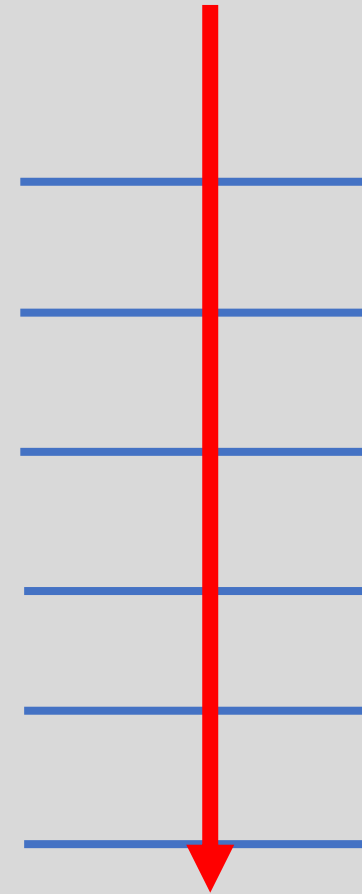
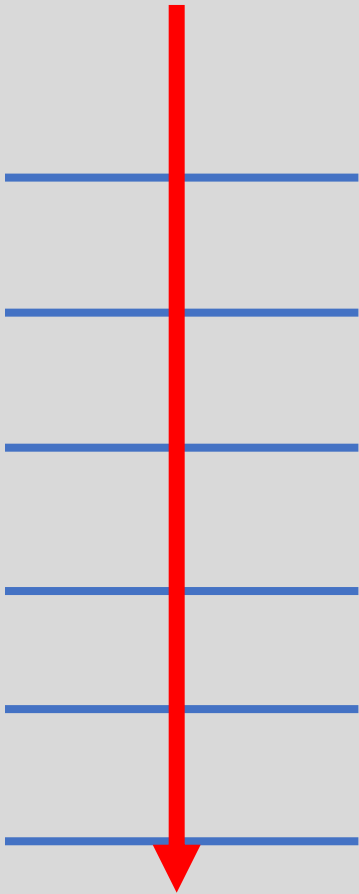
**STAGE**

**DOOR**

**DOOR**

If you need the  
toilet, or to wash  
your hands

**KEEP TO THE ONE WAY SYSTEM.  
Make your way to the door at  
the back of the sanctuary.  
Follow the corridor round to  
the DISABLED toilet  
maintaining a safe 2m from  
anyone else queueing to use  
the toilet.**



**DOOR**

**STAGE**

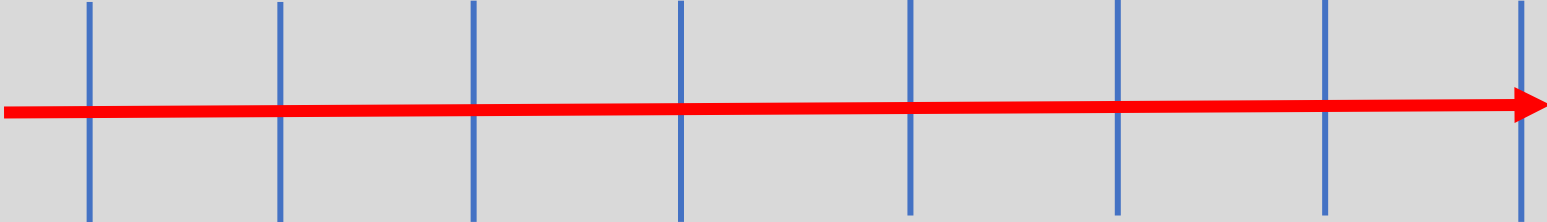


**MIDDLE DOOR TO  
CAR PARK**

**LADIES TOILET**

**GENTS TOILET**

**DISABLED TOILET**



**CORRIDOR**



**SANCTUARY  
DOOR**



**DOOR TO OFFICES**

**SIDE DOOR TO FRONT  
OF CHURCH**

**KEEP TO THE ONE WAY SYSTEM.  
Follow the corridor round to  
the DISABLED toilet. Always  
maintain a safe 2m from  
anyone else queueing to use  
the toilet.**

**THE DISABLED TOILET WILL BE THE ONLY TOILET IN USE.  
THIS IS THE ONLY WAY WE CAN MAINTAIN A ONE WAY SYSTEM  
THROUGH THE BUILDING AND REDUCE PINCH POINTS AND BUSY  
AREAS.**

**WE WOULD ASK THAT YOU PATIENTLY QUEUE WHEN NECESSARY  
AND KEEP A 2 METRE DISTANCE FROM THOSE NOT IN YOUR  
FAMILY BUBBLE BY USING THE MARKERS ON THE FLOOR.**

**PLEASE KEEP THE LIGHT ON EVEN IF NO ONE IS USING THE TOILET  
AFTER YOU. THIS IS BECAUSE THE FAN MUST STAY ON TO  
VENTILATE THE ROOM AND ALLOW THE DISPERSAL OF  
RESPIRATORY DROPLETS.**

**DISABLED TOILET**


**Leaving the toilet**

**BACK EXIT TO THE CAR  
PARK**

**Hand  
Sanitizer**

**DOOR TO REAR HALL**

**KEEP TO THE ONE WAY SYSTEM.  
Turn LEFT out of the disabled toilet and  
along the corridor to the back door that  
leads to the car park.  
USE THE HAND SANITIZER BEFORE  
LEAVING THE BUILDING.**

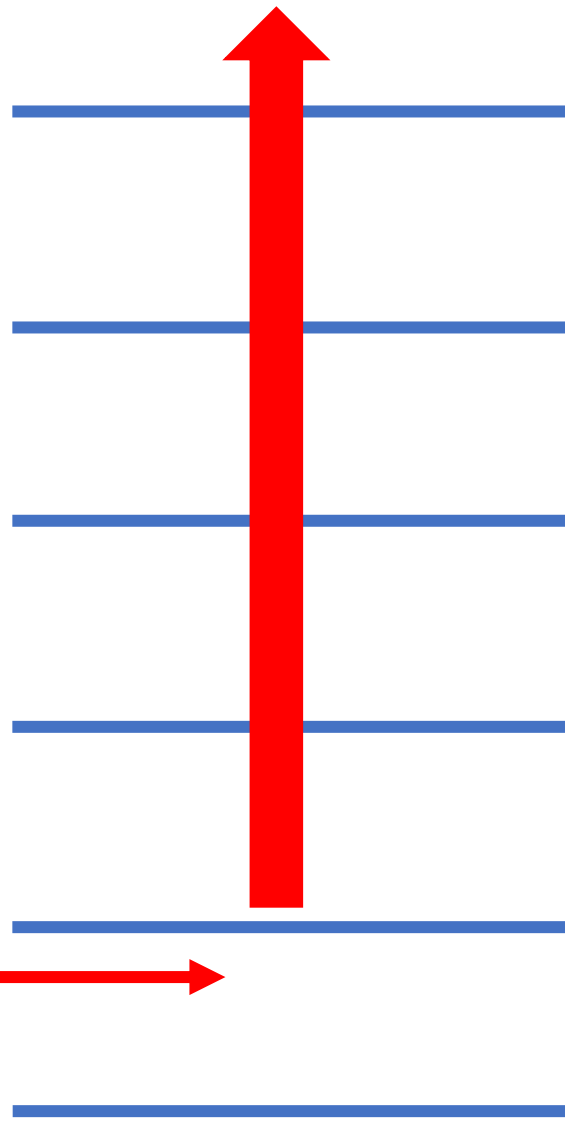


**Follow the one way system**

ENTRANCE TO THE MIDDLE OF THE BUILDING

EXIT FROM THE BACK OF THE BUILDING (USE WHEN LEAVING THE TOILET)

**THE SIDE GATE**

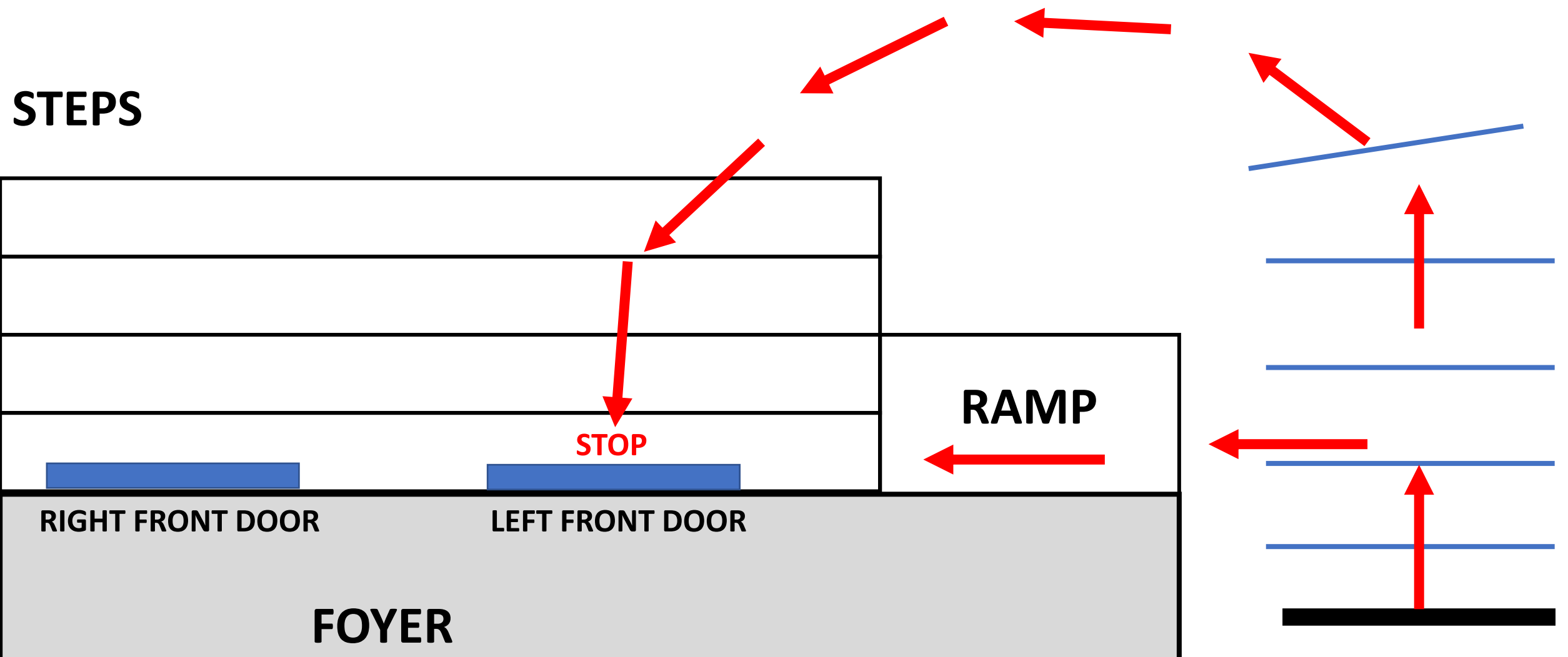


**Follow the one way system round the side of the building to the front of the church.**

**DO NOT at any point attempt to re-enter the building via the back and middle doors.**

Entering the front of the church from the car park

Enter the foyer through the door that is on the same side as where you are sitting. KEEP TO THE ONE WAY SYSTEM.



**STEPS**

**STOP**

**RAMP**

**RIGHT FRONT DOOR**

**LEFT FRONT DOOR**

**FOYER**

DOOR

DOOR

C  
H  
A  
I  
R  
S

Hand Sanitizer

Hand Sanitizer

DOOR

DOOR

Come in and use  
the hand sanitizer

Even though you may have just used one on  
the way out, please use the hand sanitizers  
again on your way into the building. It is  
better to be safe than sorry.

SANCTUARY

DOOR

DOOR

Entering the  
sanctuary

C  
H  
A  
I  
R  
S

Hand Sanitizer

Hand Sanitizer

DOOR

DOOR

When you have finished cleaning your hands, please enter the sanctuary and quickly make your way to your seat.

SANCTUARY

**DOOR**

**DOOR**

**MEDIA DESK**

**Return to your seat as quickly as you can. Please try not to talk to anyone on your way through. Breathing over someone may possibly spread infection.**  
**KEEP TO THE ONE WAY SYSTEM.**  
**DO NOT TURN BACK AT ANY POINT.**

**STAGE**



**DOOR**

**DOOR**

**At the end of the  
service**

- Please pack away all your belongings including anything left over from communion and take them home with you.
- **WAIT IN YOUR SEATS UNTIL YOU ARE CALLED TO EXIT THE CHURCH.**
- **DO NOT TURN AROUND TO CHAT TO OTHERS OUTSIDE YOUR BUBBLE.** We can safely chat outside in the car park.

**DOOR**

**STAGE**

**DOOR**

**DOOR**

**Exiting the  
sanctuary**

**Please wait until you and your bubble  
have been told to exit the sanctuary.**

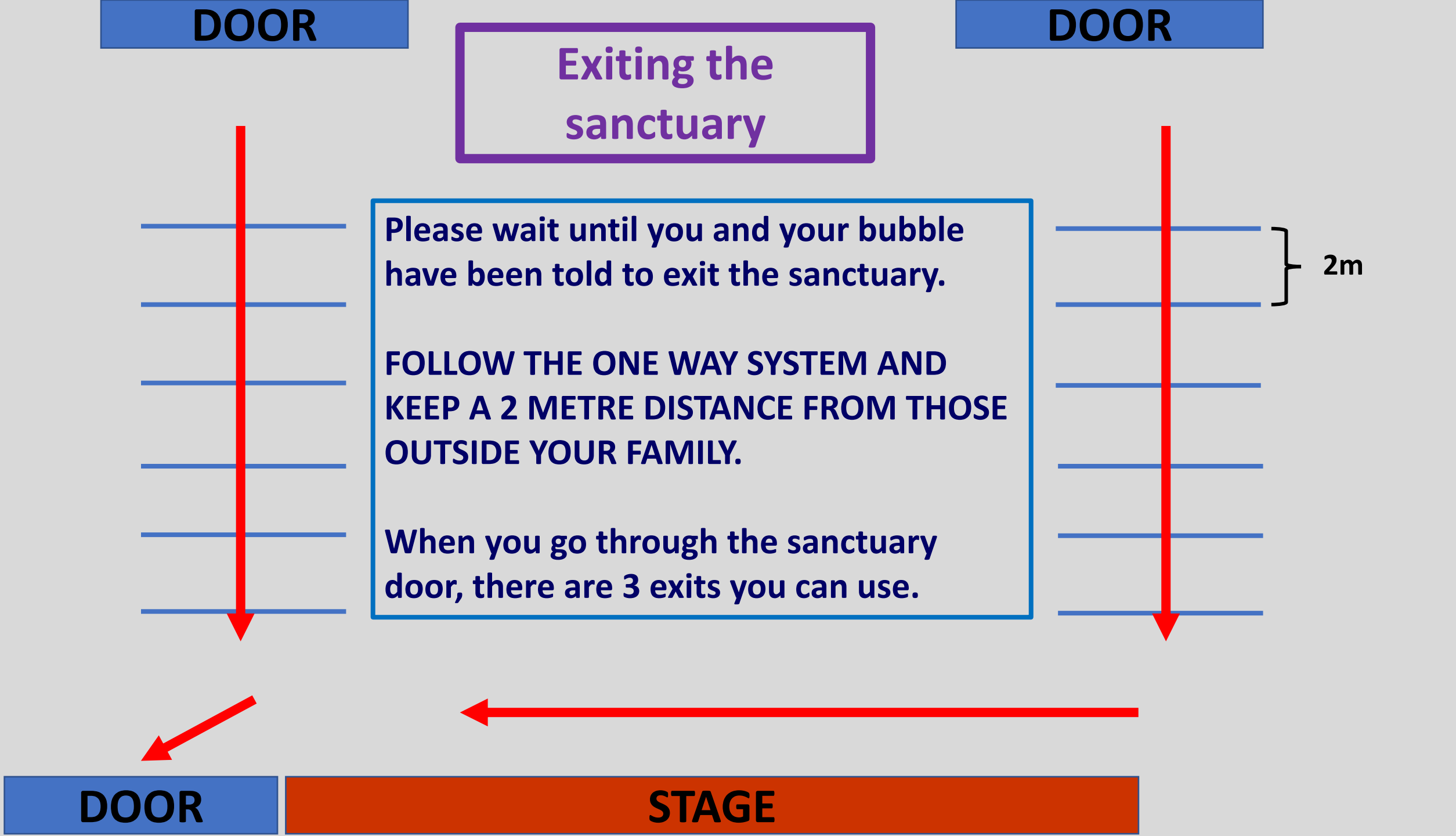
**FOLLOW THE ONE WAY SYSTEM AND  
KEEP A 2 METRE DISTANCE FROM THOSE  
OUTSIDE YOUR FAMILY.**

**When you go through the sanctuary  
door, there are 3 exits you can use.**

2m

**DOOR**

**STAGE**



**MIDDLE DOOR TO  
CAR PARK**

**LADIES TOILET**



**GENTS TOILET**



**DISABLED TOILET**

**Exit 1**

**CORRIDOR**

**If you wish to get back to Commercial Road, then turn right and exit out of the side door that leads to the front of the church. Do this as quickly and safely as possible.  
USE THE HAND SANITIZER BEFORE YOU LEAVE.  
REMEMBER THE ONE WAY SYSTEM. DO NOT WALK AROUND THE FRONT OF THE CHURCH AND DOWN THE OTHER SIDE.**

**SANCTUARY  
DOOR**

**DOOR TO OFFICES**

**Hand Sanitizer**

**SIDE DOOR TO FRONT  
OF CHURCH**

**MIDDLE DOOR TO CAR PARK**

**Hand Sanitizer**

**LADIES TOILET**

**GENTS TOILET**

**DISABLED TOILET**



**CORRIDOR**

**Exit 2**

**DOOR TO OFFICES**

**If you accessed the church from the car park, please exit the building using the middle door. Please do this as quickly as possible. KEEP TO THE ONE WAY SYSTEM AND THE 2 METRE RULE. Please use the hand sanitizer on the way out. Remember, we can chat safely in the car park.**



**SANCTUARY DOOR**

**SIDE DOOR TO FRONT OF CHURCH**

MIDDLE DOOR TO CAR PARK

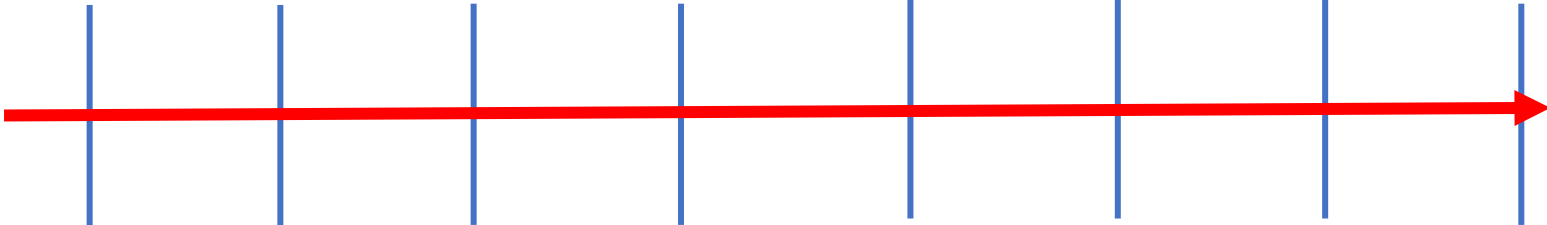
LADIES TOILET

GENTS TOILET

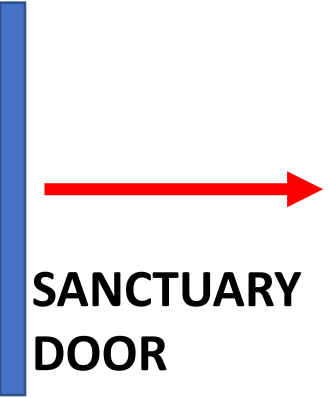
DISABLED TOILET



Exit 3



CORRIDOR



If you need to use the toilet before going home, use Exit 3. KEEP TO THE ONE WAY SYSTEM. Follow the corridor round to the DISABLED toilet. Always maintain a safe 2m from anyone else queueing to use the toilet. Use the floor markers to guide you.

SIDE DOOR TO FRONT OF CHURCH

**DISABLED TOILET**

**Using Exit 3 after  
leaving the toilet**

**BACK EXIT TO THE CAR  
PARK**

**Hand  
Sanitizer**

**KEEP TO THE ONE WAY SYSTEM.**

**Turn left out of the disabled toilet and along the  
corridor to the back door that leads to the car  
park. Do this as quickly and safely as possible.  
Remember, we can safely chat in the car park.  
PLEASE USE THE HAND SANITIZER BEFORE  
LEAVING THE BUILDING.**

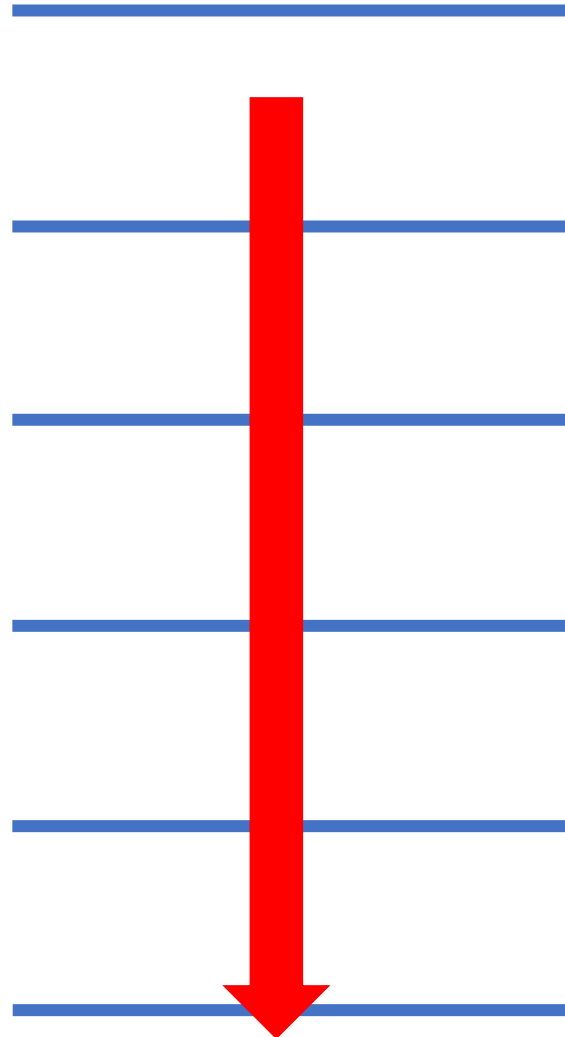
**DOOR TO REAR HALL**

**Follow the one-way system**

EXIT FROM THE MIDDLE OF THE BUILDING (WHEN NOT USING THE TOILET)

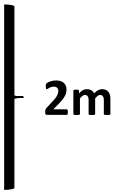
EXIT FROM THE BACK OF THE BUILDING (AFTER USING THE TOILET)

**THE SIDE GATE**



**Follow the one way system out to the car park. There may be others walking in the opposite direction to the front of the church, including members of the public. Please ensure you keep at a 2 metre distance from others not in your family/bubble.**

**DO NOT at any point attempt to re-enter the building via the back and middle doors.**



**TO THE CAR PARK**

**Thank you for carefully reading these instructions. We know you will try your hardest to follow them.**

**We must comply with Government legislation as well as the Government's recommendations and advice at all times. This reduces the risk to you and those around you. We have used their guidelines when producing this PowerPoint. If you wish to read them, please click on the link below:**

<https://www.gov.uk/government/publications/covid-19-guidance-for-the-safe-use-of-places-of-worship-from-4-july/covid-19-guidance-for-the-safe-use-of-places-of-worship-from-4-july>

**If anyone refuses to follow our instructions without good reason, they will be told to leave the building and vicinity immediately.**